LINK® by NEW GERMAN RACK
American Cabling

2027-2028 CATALOG

LINK RACK. ELEGANCE.
GERMAN RACK. STRENGTH.

Strength. Airflow. Space.





RACK CABINET COLLECTION

TEMPERED GLASS RACK I GLASS-WAVE RACK I CURVE-WAVE RACK I WALL RACK
POWER DISTRIBUTION UNIT I HEAVY DUTY FAN I COMPONENT SHELVES
MANAGEMENT PANEL I SEISMIC PROTECTION I SCREW M6-CAGE NUT I ACCESSORIES

Elegance Meets Strength.

LINK RACK. ELEGANCE. GERMAN RACK. STRENGTH.

Two distinctive brands. Two exceptional strengths. One Breakthrough in network cabinet design.

LINK RACK brings refined aesthetics and a contemporary design philosophy. GERMAN RACK stands for structural strength, precision engineering, and lasting durability.

LINK by GERMAN RACK unites these strengths to elevate the network cabinet experience. By combining LINK's sophisticated design with GERMAN RACK's engineering expertise, each cabinet achieves a distinctive balance of aesthetics, structural integrity, and long-term reliability.

Designed for today's demanding networking environments, every detail reflects a commitment to precision, functionality, and quality. From its refined appearance to its robust construction, each cabinet is engineered for dependable performance and seamless integration into modern technology spaces.

More than a collaboration between two brands, LINK by GERMAN RACK sets a new benchmark in network cabinet design - where elegance meets strength, design meets engineering, and every detail has a purpose.

LINK by GERMAN RACK.

Elegance in Design. Strength in Engineering.

Product codes, dimensions and prices: see facing price-list page.

19-INCH FLOOR-STANDING CABINETS

TEMPERED GLASS RACK

LINK elegance, with a clear view inside.

Designed by GERMAN Rack, with the distinctive furniture-like appearance of LINK. A tempered-glass front suits general-purpose installations, combining equipment visibility with a strong, spacious cabinet architecture.



TEMPERED GLASS / FRONT VIEW



Tempered-glass door

A clear view of the installed equipment.



Double door

Save speace and easy installation



Handle and lock

Handle and lock for door access.



Castors and supports

Castors and supports at the cabinet base easy to adjustable.

PRODUCT VIEWS & DETAILS



Double side panel
Two-piece detachable design
for easy assembly



Vertical management (option)
Easy vertical cable routing
and allows Zero U PDU mounting.



Bonding detail

Selismic protection (option)

ELEGANCE OUTSIDE. STRENGTH AND SPACE INSIDE.

Concept review: legacy images are illustrative; final product photography must match the new design.

Product codes, dimensions and prices: see facing price-list page.

19-INCH FLOOR-STANDING CABINETS

TEMPERED GLASS RACK

TEMPERED GLASS RACK FEATURES

- **Modular Structure** : Modular knock-down platform designed with grounding system for convenient assembly, transportation, and retrofitting with optional seismic/vibration isolation.
- **Front Door** : Folded edge frame structure with "See-through" 5.0 mm tempered glass, integrated ventilation holes, with 2.0 mm thick quick-release hinges (tool-less removal), swing handle lock, and field-reversible door orientation (left/right).
- **Rear Double Doors** : Flush split rear double doors with 2.0 mm thick quick-release hinges for tool-less removal and swing handle lock system.
- **Side Panels** : Hemmed edges for strength (split into Upper & Lower panels for 36U and above) with 2-point slide latching mechanism and master key lock on each side.
- **Top Cover** : Detachable roof via 2-point latch system, supporting up to six 4-inch cooling fans, equipped with 6 cable entry/exit ports with ABS covers for selective routing.
- **Base Frame** : 3-section sliding cable entry mechanism with sponge seals to prevent dust, insects, and foreign matter.
- **Mounting Posts** : C-shape profile with standard ANSI/EIA-310-E 10x10 mm square mounting holes, silk-screened U-height markers, and depth-adjustable angles.
- **Leveling Feet & Casters** : 2-way adjustable leveling feet with M12 zinc-plated steel studs, ball-bearing swivels, and heavy-duty nylon bases (300 kg/leg). 3-inch Nylon 6 omnidirectional 360° swivel casters (150 kg/caster).
- **Cable Access** : Flexible cable entry available from both top and base sections.

Standards

- 19" Standard, ISO 9001 : 2015 and ISO 14001:2015
- ANSI/EIA-310-E (Amended ANSI/EIA-310-D), IEC 60297-1, IEC 60297-2, BS 5954: Part 2, and DIN 41494.

Specifications

Material

- Main Material : Cold-rolled steel sheet with zinc phosphate treatment
- Frame : 1.5 mm thickness
- Front Door : 1.2 mm steel frame with 5.0 mm Tempered glass
- Rear Door : 1.2 mm thickness
- Side Panel : 1.0 mm thickness
- Mounting Pole : 2.0 mm thickness

MORE FLEXIBLE., MORE SAVING : Select a template KNOCK DOWN Instantly save by removing the "-FA" suffix from the Part Number (P/N). (Example: Change GCH-xxxxxxx-FA to GCH-xxxxxxx)

Surface Finishing

- Electrostatic powder coating process, Black (RAL9004)

Maximum Load Capacity

- Static loading : 1200kg

Scope of Delivery & Accessories

- Complete set of M6 cage nuts and screws matching specific U-height.
- Integrated grounding system connecting all metallic components.
- Seismic Protection (option): Supports seismic and vibration isolation retrofitting against earthquakes.
- Vertical management (option): Easy vertical cable routing and allows Zero U PDU mounting.

Ordering information

U Height (U=4.45 cm.)	Width (cm.)	Depth (cm.)	Height (cm.)	Order Number
15U	60	60	88	GCH-60615GS-FA
	60	80	88	GCH-60815GS-FA
27U	60	60	140	GCH-60627GS-FA
	60	80	140	GCH-60827GS-FA
	60	90	140	GCH-60927GS-FA
36U	60	60	180	GCH-60636GS-FA
42U	60	60	207	GCH-60642GS-FA
	60	80	207	GCH-60842GS-FA
	60	90	207	GCH-60942GS-FA
	60	100	207	GCH-61042GS-FA
	60	110	207	GCH-61142GS-FA
	80	80	207	GCH-80842GS-FA
	80	100	207	GCH-81042GS-FA
	80	110	207	GCH-81142GS-FA

Concept review: legacy images are illustrative; final product photography must match the new design. | Product codes, dimensions and prices: see facing price-list page.

19-INCH FLOOR-STANDING CABINETS

GLASS-WAVE RACK

Wave-profile ventilation for demanding equipment.

A fully perforated, wave-profile front door increases ventilation area for equipment with higher heat loads. The LINK appearance is supported by GERMAN Rack structural design and a spacious interior for installation and cable routing.



GLASS-WAVE / FRONT VIEW



Tempered-glass door

A clear view of the installed equipment.



Double door

Save speace and easy installation



Handle and lock

Handle and lock for door access.



Castors and supports

Castors and supports at the cabinet base easy to adjustable.

PRODUCT VIEWS & DETAILS



Double side panel
Two-piece detachable design
for easy assembly



Vertical management (option)
Easy vertical cable routing
and allows Zero U PDU mounting.



Bonding detail

Selismic protection (option)

WAVE DOOR : REPORTED VENTILATION IMPROVEMENT OF 110%*

*Project-reported test claim; confirm baseline and method. Legacy images do not verify the new door design.

Product codes, dimensions and prices: see facing price-list page

19-INCH FLOOR-STANDING CABINETS

GLASS-WAVE RACK

GLASS-WAVE RACK FEATURES

- **Modular Structure** : Modular knock-down platform designed with grounding system for convenient assembly, transportation, and retrofitting with optional seismic/vibration isolation.
- **Front Door** : Folded edge frame structure with "See-through" 5.0 mm tempered glass, integrated ventilation holes, with 2.0 mm thick quick-release hinges (tool-less removal), swing handle lock, and field-reversible door orientation (left/right).
- **Rear Double Doors** : Wave split rear double doors reported ventilation improvement 110%, with 2.0 mm thick quick-release hinges for tool-less removal and swing handle lock system.
- **Side Panels** : Hemmed edges for strength (split into Upper & Lower panels for 36U and above) with 2-point slide latching mechanism and master key lock on each side.
- **Top Cover** : Detachable roof via 2-point latch system, supporting up to six 4-inch cooling fans, equipped with 6 cable entry/exit ports with ABS covers for selective routing.
- **Base Frame** : 3-section sliding cable entry mechanism with sponge seals to prevent dust, insects, and foreign matter.
- **Mounting Posts** : C-shape profile with standard ANSI/EIA-310-E 10x10 mm square mounting holes, silk-screened U-height markers, and depth-adjustable angles.
- **Leveling Feet & Casters** : 2-way adjustable leveling feet with M12 zinc-plated steel studs, ball-bearing swivels, and heavy-duty nylon bases (300 kg/leg). 3-inch Nylon 6 omnidirectional 360° swivel casters (150 kg/caster).
- **Cable Access** : Flexible cable entry available from both top and base sections.

Standards

- 19" Standard, ISO 9001 : 2015 and ISO 14001:2015
- ANSI/EIA-310-E (Amended ANSI/EIA-310-D), IEC 60297-1, IEC 60297-2, BS 5954: Part 2, and DIN 41494.

Specifications

Material

- Main Material : Cold-rolled steel sheet with zinc phosphate treatment
- Frame : 1.5 mm thickness
- Front Door : 1.2 mm steel frame with 5.0 mm Tempered glass
- Rear Door : 1.2 mm thickness
- Side Panel : 1.0 mm thickness
- Mounting Pole : 2.0 mm thickness

MORE FLEXIBLE., MORE SAVING : Select a template KNOCK DOWN Instantly save by removing the "-FA" suffix from the Part Number (P/N). (Example: Change GCH-xxxxxxx-FA to GCH-xxxxxxx)

Surface Finishing

- Electrostatic powder coating process, Black (RAL9004)

Maximum Load Capacity

- Static loading : 1200kg

Scope of Delivery & Accessories

- Complete set of M6 cage nuts and screws matching specific U-height.
- Integrated grounding system connecting all metallic components.
- Seismic Protection (option): Supports seismic and vibration isolation retrofitting against earthquakes.
- Vertical management (option): Easy vertical cable routing and allows Zero U PDU mounting.

Ordering information

U Height (U=4.45 cm.)	Width (cm.)	Depth (cm.)	Height (cm.)	Order Number
15U	60	60	88	GCH-60615GW-FA
	60	80	88	GCH-60815GW-FA
27U	60	60	140	GCH-60627GW-FA
	60	80	140	GCH-60827GW-FA
	60	90	140	GCH-60927GW-FA
42U	60	60	207	GCH-60642GW-FA
	60	80	207	GCH-60842GW-FA
	60	90	207	GCH-60942GW-FA
	60	100	207	GCH-61042GW-FA
	60	110	207	GCH-61142GW-FA
	80	80	207	GCH-80842GW-FA
	80	100	207	GCH-81042GW-FA
	80	110	207	GCH-81142GW-FA

Concept review: legacy images are illustrative; final product photography must match the new design. | Product codes, dimensions and prices: see facing price-list page.

19-INCH FLOOR-STANDING CABINETS

CURVE-WAVE RACK

A curved wave profile. More ventilation area.

A curved wave-profile front door further increases ventilation area while preserving the distinctive LINK appearance. GERMAN Rack design brings structural strength, improved airflow and generous equipment access together.



CURVE-WAVE / FRONT VIEW



Curve-front profile

A curved profile with a perforated surface.



Double door

Save speace and easy installation



Handle and lock

Handle and lock for door access.



Castors and supports

Castors and supports at the cabinet base easy to adjustable.

PRODUCT VIEWS & DETAILS



Double side panel
Two-piece detachable design for easy assembly



Vertical management (option)
Easy vertical cable routing and allows Zero U PDU mounting.



Bonding detail

Selismic protection (option)

CURVE-WAVE DOOR: REPORTED VENTILATION IMPROVEMENT OF 120%*

*Project-reported test claim; confirm baseline and method. Legacy images do not verify the new door design.

Product codes, dimensions and prices: see facing price-list page.

19-INCH FLOOR-STANDING CABINETS

CURVE-WAVE RACK

CURVE-WAVE RACK FEATURES

- **Modular Structure** : Modular knock-down platform designed with grounding system for convenient assembly, transportation, and retrofitting with optional seismic/vibration isolation.
- **Front Door** : Curve Wave door reported ventilation improvement 120%, with 2.0 mm thick quick-release hinges for tool-less removal and swing handle lock system.
- **Rear Double Doors** : Wave split rear double doors reported ventilation improvement 110% with 2.0 mm thick quick-release hinges for tool-less removal and swing handle lock system.
- **Side Panels** : Hemmed edges for strength (split into Upper & Lower panels for 36U and above) with 2-point slide latching mechanism and master key lock on each side.
- **Top Cover** : Detachable roof via 2-point latch system, supporting up to six 4-inch cooling fans, equipped with 6 cable entry/exit ports with ABS covers for selective routing.
- **Base Frame** : 3-section sliding cable entry mechanism with sponge seals to prevent dust, insects, and foreign matter.
- **Mounting Posts** : C-shape profile with standard ANSI/EIA-310-E 10x10 mm square mounting holes, silk-screened U-height markers, and depth-adjustable angles.
- **Leveling Feet & Casters** : 2-way adjustable leveling feet with M12 zinc-plated steel studs, ball-bearing swivels, and heavy-duty nylon bases (300 kg/leg). 3-inch Nylon 6 omnidirectional 360° swivel casters (150 kg/caster).
- **Cable Access** : Flexible cable entry available from both top and base sections.

Standards

- 19" Standard, ISO 9001 : 2015 and ISO 14001:2015
- ANSI/EIA-310-E (Amended ANSI/EIA-310-D), IEC 60297-1, IEC 60297-2, BS 5954: Part 2, and DIN 41494.

Specifications

Material

- Main Material : Cold-rolled steel sheet with zinc phosphate treatment
- Frame : 1.5 mm thickness
- Front Door : 1.2 mm thickness
- Rear Door : 1.2 mm thickness
- Side Panel : 1.0 mm thickness
- Mounting Pole : 2.0 mm thickness

MORE FLEXIBLE., MORE SAVING : Select a template KNOCK DOWN Instantly save by removing the "-FA" suffix from the Part Number (P/N). (Example: Change GCH-xxxxxxx-FA to GCH-xxxxxxx)

Surface Finishing

- Electrostatic powder coating process, Black (RAL9004)

Maximum Load Capacity

- Static loading : 1200kg

Scope of Delivery & Accessories

- Complete set of M6 cage nuts and screws matching specific U-height.
- Integrated grounding system connecting all metallic components.
- Seismic Protection (option): Supports seismic and vibration isolation retrofitting against earthquakes.
- Vertical management (option): Easy vertical cable routing and allows Zero U PDU mounting.

Ordering information

U Height (U=4.45 cm.)	Width (cm.)	Depth (cm.)	Height (cm.)	Order Number
15U	60	60	88	GCH-60615CW-FA
	60	80	88	GCH-60815CW-FA
27U	60	60	140	GCH-60627CW-FA
	60	80	140	GCH-60827CW-FA
	60	90	140	GCH-60927CW-FA
42U	60	60	207	GCH-60642CW-FA
	60	80	207	GCH-60842CW-FA
	60	90	207	GCH-60942CW-FA
	60	100	207	GCH-61042CW-FA
	60	110	207	GCH-61142CW-FA
	80	80	207	GCH-80842CW-FA
	80	100	207	GCH-81042CW-FA
	80	110	207	GCH-81142CW-FA
48U	80	100	228	GCH-81048CW-FA
	80	110	228	GCH-81148CW-FA
	80	120	228	GCH-81248CW-FA

Concept review: legacy images are illustrative; final product photography must match the new design. | Product codes, dimensions and prices: see facing price-list page.

19-INCH WALL-MOUNTED CABINETS

WALL RACK

Elegant design. Strength in a compact format.

Designed by GERMAN Rack to bring LINK elegance and durable construction to wall-mounted installations. Open-side access simplifies installation and maintenance; knock-down assembly supports efficient transport and storage.



TEMPERED GLASS WALL RACK / FRONT VIEW

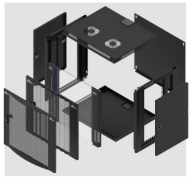

Easy assembly

Modular knock-down construction supports transport, storage and on-site assembly.



Eesy access

Side-panel access helps installers reach equipment and organised interior.



Tempered-glass door

A clear view of the installed equipment.



Handle and lock

Handle and lock for door access.

PRODUCT VIEWS & DETAILS



Tempered glass



Wave perforate



Curve perforate

THREE DOOR DESIGNS.

Concept review: legacy images are illustrative; final product photography must match the new design.

Product codes, dimensions and prices: see facing price-list page.

19-INCH WALL-MOUNTED CABINETS

WALL RACK

WALL RACK FEATURES

- **Modular Structure** : Modular knock-down platform designed with grounding system for convenient assembly, transportation.
- **Front Door** : Tempered Glass / Wave perforate / Curve perforate with swing handle lock system.
- **Back Panel** : Hanger slots (steel frame) and provided 4 sets of wall mounting screw.
- **Side Panels** : Easy to open by slide lock for installation and maintenance.
- **Top Cover Panel** : Vented and perforated surrounding for ventilation, can be mounted maximum 2 units of 1x4" ventilating fans.
- **Base Panel** : Vented and perforated surrounding for ventilation.
- **Mounting Posts** : C-shape profile with standard ANSI/EIA-310-E 10x10 mm square mounting holes, silk-screened U-height markers, and depth-adjustable angles.
- **Cable Access** : Snap lock cable entry plate 80x70mm., available from both top cover panel and base panel sections.

Standards

- 19" Standard, ISO 9001 : 2015 and ISO 14001:2015
- ANSI/EIA-310-E (Amended ANSI/EIA-310-D), IEC 60297-1, IEC 60297-2, BS 5954: Part 2, and DIN 41494.

Specifications

Material

- Main Material : Cold-rolled steel sheet with zinc phosphate treatment
- Frame : 1.5 mm thickness
- Front Door : 1.2 mm thickness (5.0 mm Tempered Glass for G Series only)
- Side Panel : 1.0 mm thickness
- Mounting Pole : 2.0 mm thickness

Surface Finishing

- Electrostatic powder coating process, Black (RAL9004)

Scope of Delivery & Accessories

- Complete set of M6 cage nuts and screws matching specific U-height.
- Integrated grounding system connecting all metallic components.

MORE FLEXIBLE., MORE SAVING : Select a template KNOCK DOWN Instantly save by removing the "-FA" suffix from the Part Number (P/N). (Example: Change CW3-xxxxxx-FA to CW3-xxxxxx)

Ordering information

Replace x with: G (Tempered Glass), W (Wave Perforated), or C (Curve Perforated).

U Height (U=4.45 cm.)	Width (cm.)	Depth (cm.)	Height (cm.)	Order Number
6U	60	40	37	CW3-60406x-FA
	60	50	37	CW3-60506x-FA
	60	60	37	CW3-60606x-FA
9U	60	40	50.5	CW3-60409x-FA
	60	50	50.5	CW3-60509x-FA
	60	60	50.5	CW3-60609x-FA
12U	60	40	64	CW3-60412x-FA
	60	50	64	CW3-60512x-FA
	60	60	64	CW3-60612x-FA

Concept review: legacy images are illustrative; final product photography must match the new design. | Product codes, dimensions and prices: see facing price-list page.

POWER DISTRIBUTION UNIT

PDU TIS OUTLET

Product Description

LINK Power Distribution Unit (PDU) can meet the general requirements of power distribution and special demand. Solid, easy installation and modular composite structure are the basic characteristics. Security and stability are our guarantee for the products. The products can meet the installation requirements of 19-inch standard cabinet and non-standard cabinet. More control, outlet standards, accessibility functions can be customized. Applications support datacenter, telecommunications, PC systems, audio video, security, sound and other. Ideal for distribution of UPS, generator or other AC power to protected equipment.



POWER DISTRIBUTION UNIT TIS OUTLET

Specifications

Nominal Voltage	: 220 - 250VAC
Frequency	: 50/60Hz
Maximum Amps	: 16A
Maximum Power	: 3,680W
Plug Type	: TIS 166-2549 (16A)
Outlet Type	: TIS 166-2549
Overload protection	: 16A, IEC 60934
Lighting Switch w/Guard	: 16A, EN 61058-1
Surge Current	: 6.5KA
Power Cord Length (m)	: 3m
Power Cord Electrical Wiring	: 3x1.5mm², TIS 11 Part5-2553
Socket material	: PC/ABS (UL94V-0), Black
Panel Material	: Galvanized Steel, Black
Outlet quantity	: 4, 6, 12, & 20 Outlet
PDU Bracket Kit	: Included 1 Pairs
Warranty	: 1 Year
Compliant	: RoHS
IP Rating	: 20
Approval	: TIS.2432-2555
Manufacturer	: ISO 9001:2015

Features


TIS Outlet w/Eye Shutter


TIS 166-2549


Electronic Circuit Breaker


Lighting Switch w/Guard


Surge Suppressor

Ordering information

Order Number	Description	Dimension (cm) W x H x D
CH-10304A	PDU 4 TIS Outlet w/Cable 3 M. + Lighting SW w/Guard, 16A	5.5 x 4.4 x 39.2
CH-10306A	PDU 6 TIS Outlet w/Cable 3 M. + Lighting SW w/Guard, 16A	5.5 x 4.4 x 49.5
CH-10312A	PDU 12 TIS Outlet w/Cable 3 M. + Lighting SW w/Guard, 16A	5.5 x 4.4 x 79.5
CH-10320A	PDU 20 TIS Outlet w/Cable 3 M. + Lighting SW w/Guard, 16A	5.5 x 4.4 x 118.5

Concept review: legacy images are illustrative; final product photography must match the new design. | Product codes, dimensions and prices: see facing price-list page.

POWER DISTRIBUTION UNIT UNIVERSAL

PDU UNIVERSAL & C13 OUTLET

Product Description

LINK Power Distribution Unit (PDU) can meet the general requirements of power distribution and special demand. Solid, easy installation and modular composite structure are the basic characteristics. Security and stability are our guarantee for the products. The products can meet the installation requirements of 19-inch standard cabinet and non-standard cabinet. More control, outlet standards, accessibility functions can be customized. Applications support datacenter, telecommunications, PC systems, audio video, security, sound and other. Ideal for distribution of UPS, generator or other AC power to protected equipment.



POWER DISTRIBUTION UNIT UNIVERSAL & C13 OUTLET

Specifications

Nominal Voltage	: 220 - 250 VAC
Frequency	: 50/60Hz
Maximum Amps	: 16A, 32A
Plug Type	: IEC 60309 16A & 32A
Outlet Type	: Universal, IEC320 C13
Circuit Breaker	: 16A, 32A
Power Cord Length (m)	: 3m
Power Cord Electrical Wiring	: 3x2.5mm² (16A), 3x6mm² (32A)
Socket material	: Engineering Plastic
Panel Material	: Aluminium Alloy
Outlet quantity	: 6, 12, & 20 Outlet
PDU Bracket Kit	: Included 1 Pairs
Warranty	: 1 Year
Compliant	: RoHS

Features

Outlet Type



Universal Outlet
w/Eye Shutter



IEC320 C13 Outlet
w/Lockable

Plug Type



Industrial Power Plug
IEC 60309, IP44
(16A & 32A)

Special Function



Lighting Switch
w/Guard



Circuit Breaker
w/Guard



Volt - Amp Meter
w/Alarm



PDU Bracket Kit
for Vertical Mount



Vertical Mounting
w/PDU Bracket Kit

Installation



Horizontal Mounting
(for Dimension L = 48.4cm)

Concept review: legacy images are illustrative; final product photography must match the new design. | Product codes, dimensions and prices: see facing price-list page.

POWER DISTRIBUTION UNIT UNIVERSAL

PDU UNIVERSAL & C13 OUTLET



CH-104XX
CH-105XX



PDU XX Universal Outlet (Circuit Breaker+Power Plug)



CH-106XX



PDU XX Universal Outlet (Lighting SW+V-A+Power Plug)



CH-108XX



PDU XX Universal Outlet (Circuit Breaker+V-A+Power Plug)



CH-114XX



PDU XX Universal + XX C13 Outlet (Circuit Breaker+Power Plug)



CH-116XX



PDU XX Universal + XX C13 Outlet (Lighting SW+V-A+Power Plug)



CH-124XX



PDU XX C13 Outlet (Circuit Breaker 16A+Power Plug)



CH-126XX



PDU XX C13 Outlet (Lighting SW+V-A+Power Plug)

PDU Product Guide

*** XX : 06 = 6 OUTLET, 12 = 12 OUTLET, 20 = 20 OUTLET**

Order Number	Outlet Type		Plug Type		Special Function				L x W x H (cm)
	Universal w/Shutter	IEC320 C13 w/Lockable	Industrial Power Plug IEC60309		Lighting switch w/Guard	Volt-Amp meter	Circuit Breaker w/Guard		
			16A	32A			16A	32A	
CH-10406	6	-	✓	-	-	-	✓	-	48.5 x 4.44 x 4.45
CH-10412	12	-	✓	-	-	-	✓	-	84.8 x 4.44 x 4.45
CH-10420	20	-	-	✓	-	-	-	✓	122.4 x 4.44 x 4.45
CH-10512	12	-	-	✓	-	-	-	✓	84.8 x 4.44 x 4.45
CH-10606	6	-	-	-	-	✓	✓	-	53.6 x 4.44 x 4.45
CH-10612	12	-	-	-	-	✓	✓	-	94.8 x 4.44 x 4.45
CH-10806	6	-	✓	-	-	✓	✓	-	64.6 x 4.44 x 4.45
CH-10812	12	-	✓	-	-	✓	✓	-	94.8 x 4.44 x 4.45
CH-10820	20	-	-	✓	-	✓	-	✓	132.4 x 4.44 x 4.45
CH-11406	3	3	✓	-	-	-	✓	-	48.5 x 4.44 x 4.45
CH-11412	6	6	✓	-	-	-	✓	-	80.6 x 4.44 x 4.45
CH-11420	10	10	-	✓	-	-	-	✓	114.4 x 4.44 x 4.45
CH-11606	3	3	✓	-	✓	✓	-	-	48.5 x 4.44 x 4.45
CH-11612	6	6	✓	-	✓	✓	-	-	83.1 x 4.44 x 4.45
CH-11820	10	10	-	✓	-	✓	-	✓	125.4 x 4.44 x 4.45
CH-12406	-	6	✓	-	-	-	✓	-	48.5 x 4.44 x 4.45
CH-12412	-	12	✓	-	-	-	✓	-	76.4 x 4.44 x 4.45
CH-12412-32A	-	12	-	✓	-	-	-	✓	76.4 x 4.44 x 4.45
CH-12420	-	20	-	✓	-	-	-	✓	108.4 x 4.44 x 4.45
CH-12606	-	6	✓	-	✓	✓	-	-	48.5 x 4.44 x 4.45
CH-12612	-	12	✓	-	✓	✓	-	-	78.9 x 4.44 x 4.45
CH-12820	-	20	-	✓	-	✓	-	✓	118.4 x 4.44 x 4.45

Concept review: legacy images are illustrative; final product photography must match the new design.

Product codes, dimensions and prices: see facing price-list page.

FAN TYPE DESIGNED

HEAVY DUTY FAN


1xø4"


2xø4"


3xø4"

Specifications

- Fan's type designed to 4" with heavy duty 2 ball bearing.
- Impellers made from fiberglass reinforced plastic, UL94V-0 rating
- 120x120x38mm Die-Cast Aluminum Housing.
- 7.0mm ABS Plastic Guard with trademark embossing.
- 220VAC with grounding system for 2x4" & 3x4"
- Black frame made from Electro-Galvanized Steel with Electrostatic powder coating process.

Technical Specifications

- Speed : 2,650 rpm @ 50 Hz, 3,000 rpm @ 60 Hz
- Max Air Flow : 2.38 m³/min or 84.8 CFM
- Operating Temp : -30°C to 70°C
- Input Voltage : 220 - 230 VAC, 50/60 Hz
- Max Power :
  - 1xø4" : 22Watts @ 50Hz, 19 Watts @ 60Hz
  - 2xø4" : 44Watts @ 50Hz, 38 Watts @ 60Hz
  - 3xø4" : 66Watts @ 50Hz, 57 Watts @ 60Hz
- Acoustical Noise : 46 dB
- Life expectancy : 50,000 Hours
- Power cord : 1.8m (2x0.5mm²) for CK-80104, 1.4m (3x18 AWG) for CK-81204 and CK-81304
- Approvals : CE & UL/CSA

Ordering information

Order Number	Description	Power Cord
CK-80104	FAN 1xø4" HEAVY DUTY FAN	1.8 m.
CK-81204	FAN 2xø4" HEAVY DUTY FAN	1.4 m.
CK-81304	FAN 3xø4" HEAVY DUTY FAN	1.4 m.

Concept review: legacy images are illustrative; final product photography must match the new design. | Product codes, dimensions and prices: see facing price-list page.

COMPONENT SHELVES I MANAGEMENT PANEL I SEISMIC PROTECTION I SCREW M6-CAGE NUT

ACCESSORIES

Component Shelves



Front Shelf



Fix Shelf



Slide Shelf

Standards

- ANSI/EIA-310-E, IEC60297-1, IEC60297-2, BS5954 Part : 2, DIN 41494

Specifications

- Material : 1.5mm Electro-Galvanized Steel
- Ventilation : Perforated surrounding to ventilate
- Color : Black color painted by Electrostatic powder coating process.

Ordering information

Description	Depth				
	25 cm	35 cm	55 cm	65 cm	75 cm
Front Shelf	CK-12250	CK-12350	-	-	-
Fix Shelf	-	CK-20350	CK-20550	CK-20650	CK-20750
Slide Shelf	-	CK-40350	CK-40550	CK-40650	CK-40750

Cable Management & Screw Set

A



B



C



D



E











F G H I

Specifications

- Material : Steel
- Thickness : 1.0 - 1.5 mm
- Color : Black color painted









J K L M

Ordering information

Type	Description	Height	Order Number
A	Cable Management Panel with Pastic Holder (Plastic)	1U	US-3051
B	Cable Management Panel with Cover	1U	US-3053
C	Cable Management Panel with Cover	2U	US-3054
D	Brush Cable management with Bracket Steel	-	US-3055
E	Black Fixing Set (Screw M6+Cage nut+Plastic washer)	1U	CH-10010SET
F	Blank Panels	1U - 8U	CK-6000X (X:1-8)
G	Vertical Management Panel	15U - 48U	CK-800XX (X:15U-48U)
H	Snap Lock Cable Entry Plate	-	CK-80003
I	Seismic Protection Plate	-	CK-80005
J	Vertical Cable Routing Hanger, Small	51.9x83x10 cm	US-3057
K	Vertical Cable Routing Hanger, Medium	83.5x83x10 cm	US-3058
L	Vertical Cable Routing Hanger, Large	83.5x144.7x10 cm	US-3059
M	Hanger for Patch Panel Angle (1U)	44x77x88.5 cm	US-3050

Concept review: legacy images are illustrative; final product photography must match the new design.

Product codes, dimensions and prices: see facing price-list page.

LINK RACK. ELEGANCE.
GERMAN RACK. STRENGTH.

A distinctive cabinet collection. Designed around strength, airflow, space and installation.

RACK CABINET COLLECTION

TEMPERED GLASS RACK I GLASS-WAVE RACK I CURVE-WAVE RACK I WALL RACK
POWER DISTRIBUTION UNIT I HEAVY DUTY FAN I COMPONENT SHELVES
MANAGEMENT PANEL I SEISMIC PROTECTION I SCREW M6-CAGE NUT I ACCESSORIES

www.linkcable.com

© 12/2026 LINK ASIA LIMITED., All Rights Reserved